



**MITSUBISHI  
MOTORS**

Drive your Ambition



***PAJERO SPORT***

# TOUGHNESS, REFINED



Cover & Page 2 CSR model shown.

Pajero Sport is a striking fusion of contemporary design, cutting-edge technology and in two-wheel drive or genuine four-wheel drive capability, with a enviable off-road heritage. A luxury SUV that is as comfortable prowling the urban jungle as it is off road, Mitsubishi Pajero Sport embodies style and substance in one sleek, purposeful package.

## Pajero Sport, built for the time of your life.

Since 1917 Mitsubishi Motors has been at the forefront of technological innovation, having launched the innovative Super Select 4WD-II system and the world's first Plug-in hybrid electric SUV, our vehicles have been tested and triumphed in some of the most gruelling and toughest terrains on earth including Dakar rally. These engineering milestones and our commitment to reliability and ingenuity set us apart from the competition. As we continue to move forward, pushing the boundaries of innovation, you can rest assured your Mitsubishi has been built for the time of your life.



# PAJERO SPORT



## Achieve adventure every day.

Pajero Sport's striking design combines sophisticated aesthetics with a muscular stance that makes it clear it is a potent performer on any road. With sleek lines from its distinctive front to its dramatic tail, Pajero Sport has an unmistakable presence that exudes confidence and capability.

Pajero Sport has the performance to match its athletic looks, with a punchy 2.4-litre turbocharged engine, but it's the pairing with the 8-speed automatic transmission that provides the optimum balance of engine power, fuel economy and interior quietness.

Pajero Sport's 4WD models feature Mitsubishi's unique Super Select 4WD-II system which lets you switch between 2WD and 4WD modes at up to 100kmh on any surface, so you can adapt to changing road conditions on the fly. Super Select has four modes to handle everything from smooth city lanes

to hazardous conditions and extreme terrain with minimal grip levels, all controlled with a single switch on the centre console.

Pajero Sport uses high output, long-lasting LEDs for its self-levelling headlights, tail and brake lights, fog lights and Daytime Running Lights for exceptional visibility and clarity. GLS, Exceed and GSR have auto dusk sensing headlights, combined with rain-sensing wipers for visibility in all conditions.

The distinctive double-spoked two-tone alloy wheels on the GLS and Exceed models are as stylish and durable as Pajero Sport itself, with a full-sized alloy spare just in case. While GSR boast stylish black alloy wheels, black rear spoiler, black front and rear bumper garnishes, black grille, black roof rails and black roof.



# SPACE TO EXPLORE



**A busy, energetic lifestyle is not something you can confine. Pajero Sport gives you all the interior space you need to take you comfortably to the wide, open spaces that beckon.**

The seating in Pajero Sport is designed with all-day comfort in mind. The second row seats can be generously reclined for a more relaxed ride. In 7 seat GLS, Exceed and GSR models the third row comfortably sits an extra two people or can be easily folded forward to create a wide flat storage space.

Tilt and telescopic steering wheel lets you find your optimum driving position while the premium leather four-spoke steering wheel features paddle shifters on 4WD models and phone, audio and Adaptive Cruise Control switches on 2WD and 4WD models. Multi Around Monitor switch is also on hand in GLS Deluxe option, Exceed and GSR models.

The driver and front passenger in Pajero Sport GLS, Exceed and GSR can each set their own ideal temperature using the automatic dual zone climate control. Passengers in the rear have their own air vents with cooler, ensuring comfort in every seat.

Pajero Sport delivers comfort for all, with dual density cushioned seats that combine gently yielding comfort underpinned by firm support for true relaxation over any distance. Driver's seat has lumbar adjustment for extra comfort. GLS Deluxe option, Exceed and GSR have soft leather appointed seats\*.

Keep your devices in view and fully charged. Pajero Sport has one HDMI connector in the centre console and multiple USB connectors across the cabin, with smartphone storage tray in the front and seat-back pockets for second row passengers.

Park your Pajero Sport safely with its convenient electric auto park brake with auto hold function. When it's time to move on, the speed sensing doors lock automatically for security and safety.

When you drive a Pajero Sport Exceed or GSR, you're always up to speed with vital information thanks to its 8" colour LCD multi-information display meter. Bright and clear day and night, the LCD display can be customised to show the information you want. It displays your speedometer and tachometer, fuel level, consumption and driving range, engine temperature level, outside temperature and more.

\*Leather appointed seats are a combination of genuine and artificial leather, but are not wholly leather. Exceed model shown.

# STAY CONNECTED



Pajero Sport's innovative Smartphone link Display Audio (SDA)<sup>1</sup> is a true extension of your smartphone via Android Auto<sup>TM</sup><sup>1</sup> or Apple CarPlay<sup>2</sup>. Connected to an impressive 8" touchscreen, you can access your phone's compatible apps and get directions, make calls, send and receive messages and listen to music from any source including DAB+ radio. Integrated satellite navigation in GLS, Exceed and GSR means you always know which way to go next.

Voice command and steering wheel controls let you operate call and music functions without taking your eyes off the road.


Smart Key lets you lock and unlock doors, and even start the engine with the touch of a button, all while your Smart Key is tucked safely in your bag or pocket.

Pajero Sport Exceed and GSR offer remote control connectivity via Mitsubishi Remote Control Smartphone App. You'll be able to operate the tailgate, check vehicle status, monitor fuel consumption, activate the car finder function or connect to your Apple watch all through the convenient Smartphone App.


# POWER AND PEDIGREE



**2H (2WD High Range)**  
For normal road conditions.<sup>^</sup>



**4H (Full Time 4WD)**  
For rough roads and hazardous conditions.<sup>^</sup>



**4HLC (4WD High Range with locked centre differential)**  
For rugged terrain with low-grip surfaces.<sup>^</sup>



**4LLC (4WD Low Range with locked centre differential)**  
For steep hills, sand, deep snow, etc.<sup>^</sup>

## Enjoy surefooted performance in any conditions.

Pajero Sport's advanced 2.4-litre MIVEC DiD turbo diesel engine makes 133kW of power and a muscular 430Nm of torque. This pulling power means Pajero Sport has a 3100kg\* braked towing capacity, so you can haul your trailer, boat or caravan with ease.

Pajero Sport's 8 speed automatic transmission is robust and sophisticated. Its wide range of gear ratios delivers sparkling acceleration and smooth shifting, with enhanced fuel efficiency at highway cruising speeds.

Tackle steep descents with confidence with Hill Descent Control (HDC). HDC can be initiated when you start travelling down a steep gradient more than 5% and can be set at any speed between 2-20kmh. Adjusting engine output and automatically applying brakes to maintain the set speed, it allows you to concentrate on steering without having to manually apply the brakes.

Hill Start Assist (HSA) prevents your Pajero Sport from rolling backwards on hills by maintaining the braking force for two seconds, giving you time to move your foot from the brake to the accelerator.

Pajero Sport's 4WD models Super Select 4WD-II system delivers optimum performance and safety, whatever the conditions. It has four modes: 2WD High Range, Full Time 4WD, and High and Low Range 4WD with locked centre differential. The selector dial allows you to switch from 2WD to Full Time 4WD at up to 100kmh on any surface.

Off the bitumen, you can select any of four Off Road Modes: Gravel, Mud/Snow, Sand and Rock (4LLC only). Each mode ensures maximum traction by optimising power delivery from the engine, transmission settings and the braking system. GLS, Exceed and GSR models also feature a rear differential lock.

\*4WD models only. ^Pajero Sport's Super Select 4WD-II lets you shift between 2H, 4H and 4HLC modes at speeds up to 100km/h. Pajero Sport must be stopped when selecting between 4HLC and 4LLC. Available in 4LLC setting only.

GUIDE. PROTECT. CONNECT.

# MiTEC

Mitsubishi Motors Intuitive Technology, or MiTEC, combines a range of innovative technologies into one integrated system that works constantly to keep you safe, comfortable and entertained every time you drive. Passive and active safety systems work in unison, alerting, guiding and reacting to help keep you and your passengers safe.




### Forward Collision Mitigation<sup>1</sup>

Mitsubishi's Forward Collision Mitigation system detects obstructions ahead and issues a visual and audio alert when there is a danger of collision, automatically applying the brakes to avoid collision or reduce impact.



### Blind Spot Warning<sup>2</sup> & Lane Change Assist<sup>2</sup>

Mitsubishi's Blind Spot Warning and Lane Change Assist helps you change lanes with confidence. The Lane Change Assist system sounds an audible alert and displays a blinking warning in the door mirror when the system detects a high collision probability with a vehicle coming from behind moving to the same direction within 3.5m from your vehicles side or 70m from its rear bumper.

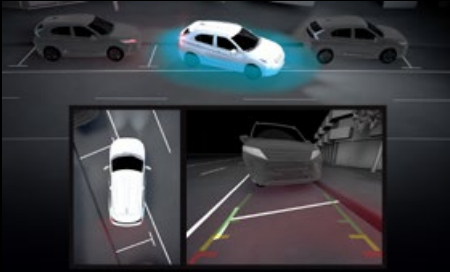


### Adaptive Cruise Control<sup>3</sup>

Mitsubishi's Adaptive Cruise Control uses radar technology to detect any cars in the lane ahead and adjusts the speed of your car accordingly while maintaining a safe distance set by you.

Please drive safely and never rely solely on these systems while driving. Drivers are fully responsible for their own safe driving. \*Exceed and GSR. 1. The detection and control capabilities of FCM are supplementary only and do not prevent collisions in every situation. Please read the operation manual carefully and be aware of these limitations. 2. The detection and control capabilities of BSW and LCA are supplementary only and do not warn you of vehicles in blind spot every situation. BSW and LCA may not activate in some situations. 3. ACC may not activate in some situations depending on the vehicle in front and its conditions, weather and road conditions. This system may be unable to decelerate sufficiently if the vehicle in front brakes suddenly or another vehicle cuts into your path. Please see the user manual for more information.






#### Multi Around Monitor<sup>#</sup>

Mitsubishi's Multi Around Monitor provides a 360° birds-eye view of your car. The view from cameras mounted on the front, rear and side of the vehicle (including birds-eye view) can be displayed in various combinations to reveal what is in blind spots and help you park more safely.



#### Ultrasonic misacceleration Mitigation System<sup>4</sup>

Mitsubishi's Ultrasonic misacceleration Mitigation System reduces the chance and severity of hitting obstacles 4m in front or behind when a driver mistakenly presses the accelerator when stationary or at speeds up to 10km/h.



#### Active Stability Control

Mitsubishi's Active Stability Control intuitively recognises when you over-steer or under-steer and applies the brake force to appropriate wheels to keep you stable through corners.



#### Active Traction Control

Mitsubishi's Active Traction Control helps maintain traction on most slippery or rugged surfaces. Active Traction Control automatically controls the engine output – so driving wheels are prevented from spinning. Sensing loss of traction in independent wheels it then applies braking force to that particular wheel and sends extra power and torque to other wheels with traction, to keep the vehicle moving and in control.



#### Hill Start Assist

Steep city streets or congested shopping mall ramps are no longer a problem with Mitsubishi's Hill Start Assist technology. It prevents the car from rolling backwards by maintaining braking force to give you time to move your foot from brake to accelerator.



#### Electronic Brakeforce Distribution

Mitsubishi's Electronic Brakeforce Distribution works hand-in-hand with your car's Anti-lock Braking Systems computer to assess load and distribute braking force between the front and rear wheels. When you have a load in the rear, it helps you stop in a shorter distance than standard brakes.



#### Rear View Camera & Parking Sensors

Mitsubishi's Rear View Camera and Parking sensors assist when parking in tight spots. Sensors detect and warn you if you're getting too close to objects behind you when reversing into a parking space.



#### Rear Cross Traffic Alert<sup>1</sup>

Mitsubishi's Rear Cross Traffic Alert system helps detect a moving vehicle when reversing. It alerts you via a buzzer sound, and an indicator light appearing in the combination meter and blinking light in the side door mirror.



#### Anti-lock Braking System

Mitsubishi's Anti-lock Braking System allows the driver to maintain steering control of the vehicle and manoeuvre around obstructions in heavy braking situations.



#### Auto Dusk Sensing Headlights<sup>^</sup>

Mitsubishi's Dusk sensing Headlights automatically illuminate in fading light or when travelling through a tunnel, allowing you to keep your hands on the wheel and your focus on the road ahead.



#### Auto Rain Sensing Wipers<sup>^</sup>

Mitsubishi's Rain Sensing Wipers activate automatically when moisture is detected on the windscreen, allowing you to keep your hands on the wheel and your focus on the road ahead.



#### Trailer Stability Assist

To prevent 'trailer-swing' when towing at speed, Trailer Stability Assist controls individual wheel slip to stabilise the trailer. The system detects when the trailer is starting to oscillate and automatically warns drivers behind by flashing brake lights on both the car and trailer.

<sup>\*</sup>Exceed & GSR models only. <sup>^</sup>Excludes GLX models. <sup>#</sup>GLS Deluxe option, Exceed and GSR models only. <sup>4</sup>Ultrasonic misacceleration Mitigation System (UMS) may not activate in some conditions. The engine output control activates when driving; 01-10km/h (not in N or P Position); obstacle/vehicle is within approx. 4m range; accelerator pedal is pushed hard or abruptly; driver is not turning to avoid obstacle/vehicle. The detection and control capabilities of UMS are supplementary only and do not prevent misacceleration in every situation. <sup>5</sup>Do not rely solely on this system, which may not detect all moving vehicles in certain conditions.

# KEY SPECIFICATIONS

KEY	■ Standard
□	Optional
-	Not available

	2WD		4WD			
	GLX 5 SEAT AUTO	GLS 7 SEAT AUTO	GLX 5 SEAT AUTO	GLS 7 SEAT AUTO	EXCEED 7 SEAT AUTO	GSR 7 SEAT AUTO
<b>Engine</b>	2.4L 4N15 MIVEC DID Turbo diesel					
Type	2.4					
Size (L)	15.5:1					
Compression ratio	2442					
Displacement (cc)	86 x 105.1					
Bore x Stroke (mm)	133 @ 3500					
Maximum Power (kW@rpm)	430 @ 2500					
Maximum Torque (Nm@rpm)	Diesel					
Fuel Type	8					
Fuel consumption (ADR 81/02per 100km)*	212					
CO2 - g/km	68					
Fuel tank capacity (L)						
<b>Transmission</b>	Auto		Auto			
Type	8		8			
Number of speeds	■		■			
Manual shift mode	-		■			
Paddle shift	4.845		4.845			
Gear ratio 1st	2.840		2.840			
2nd	1.863		1.863			
3rd	1.436		1.436			
4th	1.216		1.216			
5th	1.000		1.000			
6th	0.815		0.815			
7th	0.672		0.672			
8th	3.825		3.825			
Reverse	3.692		3.692			
Rear axle ratio	-		1.000 / 2.566			
4WD transfer box - High / Low ratio	-		■			
Super Select 4WD-II	-		■			
Selectable off-road modes	-		■			
Rear differential lock	-		■			
<b>Chassis</b>	Vented disc					
Front brakes	Vented disc					
Rear brakes	Double wishbone, coil spring & stabiliser bar					
Front suspension	3-link, coil spring & stabiliser bar					
Rear suspension						
<b>Wheels and Tyres</b>	Alloy		Alloy (2 tone)		Alloy (Black)	
Wheel type	18 x 7.5J		18 x 7.5J		18 x 7.5J	
Wheel size (inches)	265/60R18 110H		265/60R18 110H		265/60R18 110H	
Tyre size	Full size Alloy		Full size Alloy (2 tone)		Full size Alloy (Black)	
Spare wheel type						
<b>Active Safety</b>	■					
Forward Collision Mitigation system (FCM)	-					
Blind Spot Warning (BSW)	-					
Lane Change Assist (LCA)	-					
Rear Cross Traffic Alert (RCTA)	-					
Ultrasonic misacceleration Mitigation System (UMS)	-					
Adjustable speed limiter	■					
Emergency Stop Signal function (ESS)	■					
Emergency Brake Assist system (EBA)	■					
Hill Start Assist (HSA)	■					

MECHANICAL

SAFETY, SECURITY AND DRIVER ASSISTANCE

SAFETY, SECURITY AND DRIVER ASSISTANCE

AUDIO & MULTIMEDIA

	2WD		4WD			
	GLX 5 SEAT AUTO	GLS 7 SEAT AUTO	GLX 5 SEAT AUTO	GLS 7 SEAT AUTO	EXCEED 7 SEAT AUTO	GSR 7 SEAT AUTO
Hill Descent Control (HDC)	■	■	■	■	■	■
Active Stability Control (ASC)	■	■	■	■	■	■
Trailer Stability Assist (TSA)	■	■	■	■	■	■
Active Traction Control (ATC)	■	■	■	■	■	■
Anti-lock Braking System (ABS)	■	■	■	■	■	■
Electronic Brakeforce Distribution (EBD)	■	■	■	■	■	■
Brake Override System (BOS)	■	■	■	■	■	■
<b>Airbags</b>	■					
Driver & front passenger SRS airbags	■	■	■	■	■	■
Driver & front passenger side SRS airbags	■	■	■	■	■	■
Curtain SRS airbags	■	■	■	■	■	■
Driver knee airbag	■	■	■	■	■	■
<b>Seatbelts</b>	■					
Front seat belt pretensioners	■	■	■	■	■	■
<b>Child Safety</b>	■					
ISO-Fix child seat anchorage	2	2	2	2	2	2
Child restraint top tether	3	3	3	3	3	3
Child proof rear door locks	■	■	■	■	■	■
Power window lock driver control - passenger windows	■	■	■	■	■	■
<b>Driver Assistance</b>	■					
Adaptive Cruise Control (ACC)	■	■	■	■	■	■
Cruise control	■	■	■	■	■	■
Electrochromatic rear view mirror	-	■	-	■	■	■
Electric park brake	■	■	■	■	■	■
Automatic park brake	■	■	■	■	■	■
Brake auto hold function	■	■	■	■	■	■
Tyre Pressure Monitoring System (TPMS)	-	■	-	■	■	■
Colour digital instrument display	-	-	-	-	■	■
Speed limit display	-	-	-	-	■	■
Automatic dusk sensing headlights	-	■	-	■	■	■
Speed sensitive intermittent wipers	■	■	■	■	■	■
Automatic rain sensing wipers	-	■	-	■	■	■
Intermittent rear wiper and washer	■	■	■	■	■	■
<b>Parking Assistance</b>	■					
Multi Around Monitor (MAM)	-	-	-	□	■	■
Rear view camera	■	■	■	■	■	■
Front parking sensors	-	-	-	-	■	■
Rear parking sensors	■	■	■	■	■	■
<b>Security</b>	■					
Auto door lock	■	■	■	■	■	■
Encrypted engine immobiliser	■	■	■	■	■	■
<b>Audio and Multimedia</b>	■					
Smartphone link Display Audio (SDA) with touch screen	■	■	■	■	■	■
Touch screen size (inches)	8.0	8.0	8.0	8.0	8.0	8.0
Android Auto	■	■	■	■	■	■
Apple CarPlay	■	■	■	■	■	■
Satellite navigation	-	■	-	■	■	■
Premium audio	-	-	-	-	■	■
Speakers	4	6	4	6	8	8
Bluetooth connectivity with voice control & audio streaming	■	■	■	■	■	■
Digital Audio Broadcast (DAB) radio	■	■	■	■	■	■
AM/FM radio	■	■	■	■	■	■
USB input	2	2	2	2	2	2
HDMI input	1	1	1	1	1	1
<b>Remote Smartphone App</b>	■					
Operate tailgate	-	-	-	-	■	■
Check vehicle status	-	-	-	-	■	■
Monitor fuel consumption	-	-	-	-	■	■
Activate car finder function	-	-	-	-	■	■
Set up notifications	-	-	-	-	■	■
Apple watch connectivity	-	-	-	-	■	■

	2WD		4WD			
	GLX 5 SEAT AUTO	GLS 7 SEAT AUTO	GLX 5 SEAT AUTO	GLS 7 SEAT AUTO	EXCEED 7 SEAT AUTO	GSR 7 SEAT AUTO
<b>COMFORT &amp; CONVENIENCE</b>						
Smart key	■	■	■	■	■	■
One touch start system	■	■	■	■	■	■
Keyless entry with central door locking	■	■	■	■	■	■
Multifunction steering wheel controls	■	■	■	■	■	■
Tilt & telescopic steering column	■	■	■	■	■	■
Auto up/down driver control – all windows	■	■	■	■	■	■
Side and rear window demisters	■	■	■	■	■	■
Power tailgate	–	■	–	■	■	■
Accessory socket (12V)	3	3	3	3	3	3
Second row seat USB power supply	2	2	2	2	2	2
AC power outlet (220V)	1	1	1	1	1	1
<b>Air Conditioning</b>						
Climate control (No of zones)	1	2	1	2	2	2
Rear cooler	■	■	■	■	■	■
Rear air conditioning vents	■	■	■	■	■	■
Dust and pollen filter	■	■	■	■	■	■
<b>Exterior</b>						
Door handles finish	Chrome					
Privacy glass	–	■	–	■	■	■
Roof rails	Silver	Silver	Silver	Silver	Silver	Black
Roof finish	Body colour	Body colour	Body colour	Body colour	Body colour	Black
Rear spoiler	–	Body colour	–	Body colour	Body colour	Black
Side steps	■	■	■	■	■	■
<b>Lights</b>						
Headlights low beam	LED					
Headlights high beam	LED					
Headlight levelling function	Auto					
Daytime Running Lights (DRL)	LED					
Fog lights (front)	LED					
Cornering lights	LED					
Brake lights	LED					
<b>Door Mirrors</b>						
Electric adjustment	■	■	■	■	■	■
Electric fold control	■	■	■	■	■	■
Integrated turn indicator	■	■	■	■	■	■
<b>Styling</b>						
Leather bound steering wheel	■	■	■	■	■	■
Leather bound gearshift	■	■	■	■	■	■
Carpet floor covering	■	■	■	■	■	■
<b>Seating</b>						
Leather appointed seats	–	–	–	□	■	■
Premium fabric seat trim	■	■	■	■	–	–
Water repellent seat trim	■	■	■	■	–	–
Heated front seats	–	–	–	–	■	■
Driver's seat power adjustment	–	–	–	□	■	■
Driver's seat manual adjustment	■	■	■	■	–	–
Driver's seat lumbar adjustment	■	■	■	■	■	■
Front passenger's seat power adjustment	–	–	–	□	■	■
Front passenger's seat manual adjustment	■	■	■	■	–	–
2nd row centre armrest with cupholders	■	■	■	■	■	■
2nd row split folding function	■	■	■	■	■	■
2nd row recline adjustment	■	■	■	■	■	■
3rd row split folding function	–	■	–	■	■	■
3rd row recline adjustment	–	■	–	■	■	■
<b>Storage</b>						
Centre console storage box with lid	■	■	■	■	■	■
Centre console tray	■	■	■	■	■	■
Cup holders	6	6	6	6	6	6
Bottle holders	4	4	4	4	4	4
Sunglasses storage	■	■	■	■	■	■
Door pockets – front and rear	■	■	■	■	■	■
Seat back pocket – driver and passenger	■	■	■	■	■	■
Rear floor storage box	–	■	–	■	■	■

	2WD		4WD			
	GLX 5 SEAT AUTO	GLS 7 SEAT AUTO	GLX 5 SEAT AUTO	GLS 7 SEAT AUTO	EXCEED 7 SEAT AUTO	GSR 7 SEAT AUTO
<b>Exterior Dimensions</b>						
Overall length (mm)	4825					
Overall width (mm)	1815					
Overall height (mm)	1835					
Wheelbase (mm)	2800					
Turning circle, kerb to kerb (m)	11					
Approach angle (degrees)	30					
Departure angle (degrees)	24					
Ramp breakover angle (degrees)	23					
Ground clearance (mm)	218					
Forcing depth (mm)	700					
<b>Interior Dimensions</b>						
Front head room (mm)	1022	1022	1022	1022		
Front leg room (mm)	1067	1067	1067	1067		
Front shoulder room (mm)	1420	1420	1420	1420		
2nd row head room (mm)	957	957	957	957		
2nd row leg room (mm)	880	880	880	880		
2nd row shoulder room (mm)	1409	1409	1409	1409		
3rd row head room (mm)	–	917	–	917		
3rd row leg room (mm)	–	695	–	695		
3rd row shoulder room (mm)	–	1303	–	1303		
<b>Weights and Capacities</b>						
Kerb mass (kg)	2045	2091	2145	2195*	2209	
Gross vehicle mass (GVM) – (kg)	2710	2710	2775	2775	2775	
Gross combination mass (GCM) – (kg)	5410	5410	5565	5565	5565	
Maximum payload (kg)	665	619	630	580*	566	
Maximum front axle load (kg)	1360	1360	1360	1360	1360	
Maximum rear axle load (kg)	1600	1600	1600	1600	1600	
Towing capacity – braked (kg)	3000	3000	3100	3100	3100	
Towing capacity – unbraked (kg)	750	750	750	750	750	
Towing capacity – maximum towball load (kg)	300	300	310	310	310	
Maximum roof load (kg)	80	80	80	80	80	
<b>Cargo</b>						
Capacity (L) – VDA (to top of 2nd row seat back)	673	502	673	502		
Capacity (L) – VDA (to top of 3rd row seat back)	–	131	–	131		
Capacity (L) – VDA (max. capacity to roof – 2nd & 3rd row seats folded)	1624	1488	1624	1488		
Cargo room length (mm) – all seats up	1235	393	1235	393		
Cargo room length (mm) – with 2nd row seats folded	1575	–	1575	–		
Cargo room length (mm) – with 2nd & 3rd row seats folded	–	1575	–	1575		
Cargo room width (mm)	1370	1370	1370	1370		
Cargo room height (mm)	995	885	995	885		
Width between wheel arches (mm)	1000	1000	1000	1000		

\*Australian Standard ADR 81/02. Figures to be used for comparison across vehicles. Driving conditions will affect actual results.  
 \*GLS standard figures shown. Kerb mass and maximum payload for GLS Deluxe option are 2204kg and 571kg respectively.

# MODEL FEATURES



## GLX 2WD 5 SEAT

### FEATURES:

- 2.4L MIVEC Turbo Diesel Engine
- 8 Speed Automatic Transmission
- 7 SRS Airbags
- Cruise Control
- Electric Park Brake
- Brake Auto Hold Function
- Speed Sensitive Intermittent Windscreen Wipers
- Smartphone link Display Audio (SDA) With 8" Touch Screen
- Android Auto™ & Apple CarPlay
- Bluetooth Connectivity® With Voice Control & Audio Streaming
- Digital Audio Broadcast (DAB) Radio
- 4 Speakers
- 2 x USB Input
- Smart Key
- One Touch Start System
- 3 x Accessory Socket
- Second Row Seat USB Power Supply
- Roof Rails
- Side Steps
- LED Daytime Running Lights (DRL)
- Electric Adjustment & Fold Control Door Mirrors With Turn Indicator
- Centre Console With Storage Box & Lid
- Premium Seat Fabric
- Driver's Seat Lumbar Adjustment
- 2nd Row Seat Centre Armrest With Cupholders
- 2nd Row Seat Split Folding Function & Recline Adjustment

### MITEC Mitsubishi Motors Intuitive Technology

- Forward Collision Mitigation System (FCM)
- Emergency Stop Signal Function (ESS)
- Emergency Brake Assist System (EBA)
- Hill Start Assist (HSA)
- Active Stability Control (ASC)
- Active Traction Control (ATC)
- Trailer Stability Assist (TSA)
- Anti-lock Braking System (ABS)
- Rear View Camera
- Rear Parking Sensors
- Adaptive Cruise Control

## GLX 4WD 5 SEAT

### INCLUDES ALL GLX 2WD 5 SEAT FEATURES PLUS:

- Super Select 4WD-II
- Selectable Off-Road Modes
- Paddle Shift
- Hill Descent Control

## GLS 2WD 7 SEAT

### INCLUDES ALL GLX 2WD FEATURES PLUS:

- Electrochromatic Rear View Mirror
- Rear Spoiler
- Privacy Glass
- Power Tailgate
- Tyre Pressure Monitoring System (TPMS)
- 6 Speakers
- Integrated Satellite Navigation
- 3rd Row Seat Split Fold Function
- 3rd Row Seat Recline Adjustment
- Rear Floor Storage Box

### MITEC Mitsubishi Motors Intuitive Technology

- Automatic Dusk Sensing Headlights
- Automatic Rain sensing Wipers

## GLS 4WD 7 SEAT

### INCLUDES ALL GLS 2WD 7 SEAT FEATURES PLUS:

- Super Select 4WD-II
- Selectable Off-Road Modes
- Rear Differential Lock
- Paddle Shift
- Hill Descent Control

## GLS DELUXE OPTION 4WD 7 SEAT

### INCLUDES ALL GLS 4WD 7 SEAT FEATURES PLUS:

- Leather Appointed Seats\*\*
- Driver's Seat Power Adjustment
- Front Passenger Seat Power Adjustment
- Multi Around Monitor (MAM)
- Steering Wheel Camera Switch

## EXCEED 4WD

### INCLUDES ALL GLS DELUXE OPTION 4WD 7 SEAT FEATURES PLUS:

- 8" Colour LCD Multi Information Display
- Speed Limit Display
- Heated Front Seats
- Premium Audio System
- 8 Speakers
- Remote Smartphone App\*
  - Operate Tailgate
  - Check Vehicle Status
  - Monitor Fuel Consumption
  - Activate Car Finder Function
  - Set Up Notifications
  - Apple Watch Connectivity

### MITEC Mitsubishi Motors Intuitive Technology

- Ultrasonic misacceleration Mitigation System (UMS)
- Front Parking sensors

## GSR 4WD

### INCLUDES ALL EXCEED 4WD 7 SEAT FEATURES PLUS:

- 18" Black Alloy Wheels
- Black Rear Spoiler
- Black Front Bumper Garnish
- Black Rear Bumper garnish
- Black Radiator Grille
- Black Headlight Garnish
- Black Roof Rails
- Two Tone Roof - Black
- Pajero Sport Bonnet Emblem
- GSR Tailgate Badge





# PERSONALISE YOUR PAJERO SPORT

Customise your Pajero Sport to match your own journey, wherever it takes you. Whether you want body protection for off-road adventures, stylish embellishments to enhance its appeal or practical additions such as a towbar or roof racks, you'll find everything you need to make your Pajero Sport truly yours in our extensive range of Mitsubishi Genuine Accessories.

Choose the individual enhancements you prefer, or select our Expedition Pack, Signature Pack or Signature Plus Pack.



**MITSUBISHI**  
**DIAMOND**  
**ADVANTAGE**  
GENUINE ACCESSORIES

**NOT GENUINE?  
DON'T RISK IT.**



Front Protection Bar – Polished



Front Protection Bar – Black



Nudge Bar – Polished



Nudge Bar – Black



Snorkel



LED Light Bar




Tow Bar Kit



Tow Ball



Electric Trailer Brake Controller with Harness



Roof Rack



Luggage Pod (Thule)



Rola Titan Roof Tray



Headlight Protector



Bonnet Protector – Clear & Tinted



Weathershields



Front & Rear Under Garnish



Fender Arch Moulding



Rear Spoiler



Carpet Mats – 5 and 7 Seat



Rubber Mats – 5 and 7 Seat



Luggage Tray – 5 and 7 Seat



Cargo Barrier



Neoprene Seat Covers



LED Illuminated Scuff Plate

Mitsubishi Genuine Accessories have been designed to maintain the integrity of your vehicle and work with all driving systems. Please ensure if fitting non-genuine accessories that they do not interfere with any of the vehicle safety sensors as this may lead to system malfunction and/or false activation. Some accessories are not offered by Mitsubishi on certain models as they interfere with vehicle safety sensors. GENUINE ACCESSORY WARRANTY Mitsubishi Motors Australia Limited warrants that Genuine Accessories will be free from defects in material under conditions of normal use and service within Australia. When Genuine Accessories are fitted prior to the owner taking delivery of the vehicle, Genuine Accessories are covered by a 36 months or 100,000km Warranty. When Genuine Accessories are fitted after the owner has taken delivery of the new vehicle, Genuine Accessories are warranted for whichever is the greater of the following • The balance of 36 months or 100,000km (whichever occurs first) from date of vehicle delivery; or • 12 months or 20,000km (whichever occurs first) from date of fitment. Pictures shown for illustration purpose and may not be product specific. Please check with you Mitsubishi dealer for specific model application.

## COLOUR



White (S)<sup>^</sup>



Impulse Blue (M)<sup>#^</sup>



Sterling Silver (M)<sup>^</sup>



Graphite Grey (M)<sup>^</sup>



Black Mica (P)<sup>#</sup>




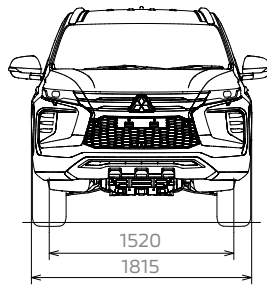
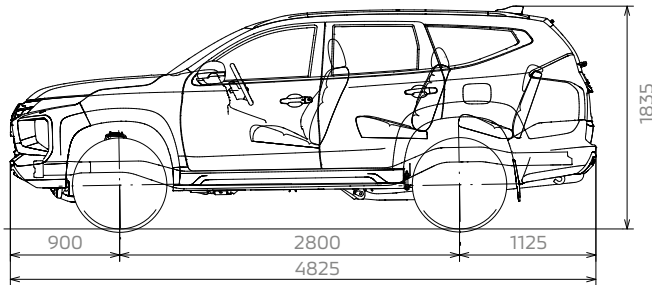
Terra Rossa (P)




White Diamond (X)<sup>#</sup>

(S) Solid  
(M) Metallic  
(P) Pearlescent  
(X) Prestige  
<sup>#</sup>Not available on GLX  
<sup>^</sup>Not available on GSR

## EXTERIOR DIMENSIONS (MM)



## UPHOLSTERY



GLX/GLS  
Fabric (Water Repellent)



GLS Deluxe Option/Exceed/GSR  
Black high grade leather appointed<sup>\*</sup>



**BOOK A TEST DRIVE**



**BUILD AND PRICE**

AUSTRALIA'S FIRST

**10**  
**YEARS**  
NEW CAR WARRANTY

**10**  
**YEARS**  
CAPPED PRICE SERVICING

MITSUBISHI  
**DIAMOND**  
**ADVANTAGE**

WHEN ALL SCHEDULED SERVICES ARE COMPLETED  
AT A MITSUBISHI DEALERSHIP

All Mitsubishi Motors vehicles come with the Mitsubishi Diamond Advantage<sup>#</sup> – 10 Years Warranty<sup>\*</sup> and 10 Years Capped Price Servicing<sup>^</sup> and Roadside Assistance so that no matter where the road takes you, we will be there with you. Ask your Dealer or visit [mitsubishi-motors.com.au](http://mitsubishi-motors.com.au) to find out more.

<sup>#</sup>Leather appointed seats are a combination of genuine and artificial leather, but are not wholly leather. <sup>\*</sup>Conditions apply. Excludes Government, Rental and National Business customers. See [Mitsubishi-motors.com.au](http://Mitsubishi-motors.com.au) for further details. <sup>\*</sup>10 Year/200,000km New Car Warranty (whichever occurs first and when all scheduled services are completed at a Mitsubishi Dealership). <sup>^</sup>10 Year/150,000km Capped Price Servicing (whichever occurs first). Includes the first 10 regular services (at 15,000km/12 month scheduled intervals). Some items excluded or subject to separate warranty. Any non-regular service/repair items are at an additional cost. Servicing must be completed by a Mitsubishi Dealer within 7,500kms or 6 months of the service due date. Valid from date of vehicle registration. Always consult your authorised Mitsubishi Dealer for the latest details, options, availability and conditions on New Vehicle Warranty. All product illustration and specifications referred to herein are believed to be correct at the time of publication approval. Subject to any applicable Federal, State or Territory Laws or ordinances, which may apply from time to time. Mitsubishi Motors Australia Limited reserves the right, without notice, or obligation, to discontinue or make changes to designs, specifications, colours and material of the options and products referred herein at any time without incurring any liability to any purchase thereof. Mitsubishi Motors Australia Limited. ABN 53 007 870 395 © PAJSP01222 23MY MMA2864